



# FMAX208-HS

## SINGLE WHEEL TANDEM AXLE GOOSENECK

Made for hotshotters, the FMAX208-HS does not require a CDL to pull.

**12,000 lb GVWR**

Available Sizes: 35' x 102", 38' x 102", 40' x 102"

### STANDARD FEATURES

LOADING STYLE: Max Ramps or Straight Deck

AXLES: 2 - 8,000 lb Oil Bath Electric Brakes

COUPLER: 25,000 lb Bulldog BX1

CROSS-MEMBERS: 3" I-Beam on 16" Centers with Formed Gussets

FRAME: 16" Engineered Beam 2.0

JACK: 2 - 12,000 lb Drop-Leg Jacks

NECK: 12" Engineered Neck














STAKE POCKETS: 2" x 3/8" Rub Rail with Stake Pockets  
and Pipe Spools

STORAGE: Diamond Plate Neck Box with Gas Shock Assisted Lid

TIRES: ST215/75R17.5 Radial



POWDER COAT

STANDARD COLORS								
	ONYX BLACK	ARTIC WHITE	SCARLET RED	CEMENT GRAY	CARBON METALLIC GRAY	PLATINUM SILVER METALLIC	MOCHA METALLIC	DYNAMIC BLUE METALLIC
SPECIAL COLORS								
	COMMERCIAL YELLOW	TRACTOR GREEN	INDUSTRIAL ORANGE	LIME GREEN	TACTICAL TAN	CUSTOM		

### AVAILABLE WHEELS



BLACK

### POPULAR UPGRADES

3" I-Beam Cross-Members on 12" Centers  
with Formed Gussets

Electric-Over-Hydraulic Disk Brakes

Blackwood Floor

2 - 10,000 lb Hydraulic Jacks

7'x 8' Weld-On/Bolt-On Deck on the Neck

14" x 14" x 42" Under-Slung Box