



DET

HEAVY DUTY DECK OVER TILT EQUIPMENT TRAILER

With a 102" bed width and GVWR up to 18,000 lbs, this deck over tilt trailer is incredibly versatile. Load equipment or side load material day in and day out with ease.

14,900 - 18,000 lb GVWR

Available Sizes: 20' x 102", 22' x 102"

24' x 102", 26' x 102", 28' x 102", 30' x 102"

STANDARD FEATURES

AXLES: 2 - 7,000 lb Super Lube , Self-Adjust Electric Brakes

CHARGER: 110V 5amp Charger

BRAKES: Electric Drum

COUPLER: 2-5/16" - 21,000 lb Demco EZ-Latch,
Adjustable Channel

FRAME: Engineered Beam

JACK: 12,000 lb Drop-Leg

STAKE POCKETS: 5" Ch. - 3/8" Rub Rail w/ Stake Pockets Pipe Spools















TILT: Electric/Hydraulic Powered Tilt with Wireless Control

DECK: Full Bed Tilt

TIRES: ST235/80R16 Radial Tires

STORAGE: HD V-Tongue Lid

DM COATING SYSTEM **POWDER COAT**

STANDARD COLORS								
	BLACK	WHITE	RED	CEMENT GRAY	METALLIC GRAY	METALLIC SILVER	METALLIC MOCHA	METALLIC DYNAMIC BLUE
SPECIAL COLORS								
	COMMERCIAL YELLOW	TRACTOR GREEN	INDUSTRIAL ORANGE	LIME GREEN	DESERT TAN	CUSTOM COLOR		

AVAILABLE WHEELS



BLACK



TWO TONE ALUMINUM

POPULAR UPGRADES

18,000 lb GVWR Package

Electric Over Hydraulic Disk Brakes

Torsion Axles

Stationary Deck

Pop-Up Winch Box

20,000 lb Hydraulic Jack

Solar Charging System