

DUMP

GST | GDT | MDT | LPD | LPT | DOD | WDT



 **DIAMOND C**



Do Work. Love Strong.

OUR STORY.



36 years ago a young East Texas couple embarked on a journey that at the time was merely a means to put food on the table for their growing family. Unbeknownst to them, their nature would have an endless impact on the business they would create.

LOVE STRONG. From 1981-1984 Kim Crabb worked for a local trailer manufacturer that ultimately went out of business leaving customers without product and workers without a job. With Kim's heart and desire to positively impact people, she embraced Mike's idea to start their own trailer business. Needless to say, they were all in and Diamond C was born.

DO WORK. Mike's construction and auto/body background, combined with his grit, knack for quality and resolve to improve customer experience through innovation, quickly set the stage for Diamond C to become a bold brand about much more than just building trailers.

Today, Diamond C is still a family owned and operated company that continues striving to produce innovative, feature-rich trailers. Thus allowing the company to live out its purpose of promoting the well being and success of its team members, customers and communities.

#BeTheDifference

#DoWorkLoveStrong

Dump Trailers

From smaller homeowner grade dump trailers to heavy duty commercial grade dump trailers, we offer a line-up of feature rich, intelligently crafted dump trailers that work for you to get the job done day in and day out. Customizable options include: super-duty body packages, a variety of battery and charging options, multiple side height options and much more.





Model: LPT

Model: MDT



Model: WDT

MORE OF WHAT YOU WANT.




BLACK (standard)



TWO TONE ALUMINUM



24" SIDE EXTENSIONS



**3 YEAR
WARRANTY**

DIAMOND C

ASSURANCE

We stand behind our product.
Diamond C Trailers come with
a 3 year structure warranty.




3-WAY GATE



GOOSENECK PACKAGE
(AVAILABLE ON LPD, LPT, & DOD)



SHOCKER HITCH COUPLER



13 HP HONDA GAS POWER UNIT



Genuine Lippert Super Lube Axles

For optimal tire wear and longevity, we use only Cambered Axles.

Please contact your authorized Diamond C dealer for questions, additional options, or additional specifications.
OR visit www.diamondc.com to build a trailer to fit your needs.



Model: MDT



Model: DOD

SEE THE DIFF

DIFFERENCE

SEE THE DI

SEE THE DIFF

SEE THE DIFFERENCE

Our mission is to ensure that each of our trailers are exceptionally durable, beautiful, and enduring.

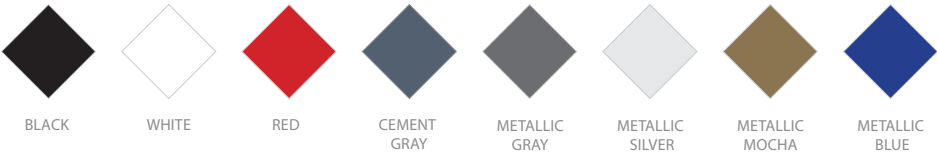
We strive for extraordinary trailers that are built to last.



Model: LPT

POWDER COAT

STANDARD COLORS



SPECIAL COLORS



Model: LPT



Premium Difference Maker Paint Colors

We partnered with Sherwin Williams to develop our own custom designed powder coat finishing system that provides long-lasting, rugged, and beautiful trailer finishes.



Model: GST



Model: GDT



ENGINEERED BEAM
TECHNOLOGY

Model: LPD

Dump Trailer Models



GST

Single Axle Telescopic Dump Trailer

Standard Features

- **AVAILABLE SIZES** - 8' x 60"
- **GVWR** - 6,000 lb
- **AXLES** - 6,000 lb Super Lube, Electric Brake, Drop, Spring
- **BATTERY/CHARGER** - Group 27 Series Deep Cycle Battery with 110V 5amp Charger
- **COUPLER** - 2" - 10,000 lb Demco EZ-Latch Adjustable
- **CROSS-MEMBERS** - 3" I-Beam on 16" Centers
- **FENDERS** - 14 ga Diamond Plate
- **FRAME** - Main Frame: 6" I-Beam
Dump Body: 3" x 2" Rectangle Tube
- **HYDRAULIC SYSTEMS** - 3 Stage Telescopic Cylinder
* Includes Power Up / Gravity Down Power Unit
- **JACK** - 7,000 lb Drop-Leg
- **SIDES** - 12 ga x 18", Integral with Floor
- **TIRES** - ST225/75R15 Radial
- **TONGUE** - 6" X 8.5 lb I-Beam, with Pump Box

Popular Upgrades

- Wireless Bed Control
- Two Tone Aluminum Wheels
- 24" / 32" Tall Sides



GDT

General Duty Telescopic Dump Trailer

Standard Features

- **AVAILABLE SIZES** - 10' x 60", 10' x 77"
- **GVWR** - 7,000 lb
- **AXLES** - 2 - 3,500 lb Super Lube, Electric Brakes, Straight, Spring
- **BATTERY/CHARGER** - Group 27 Series Deep Cycle Battery with 110V 5amp Charger
- **COUPLER** - 2" - 10,000 lb Demco EZ-Latch Adjustable
- **CROSS-MEMBERS** - 3" I-Beam on 16" Centers
- **FENDERS** - 14 ga Teardrop, Diamond Plate
- **FRAME** - Main Frame: 6" I-Beam
Dump Body: 3" x 2" Rectangle Tube
- **HYDRAULIC SYSTEMS** - 3 Stage Telescopic Cylinder
* Includes Power Up / Gravity Down Power Unit
- **JACK** - 7,000 lb Drop-Leg
- **SIDES** - 12 Ga x 18", Integral with Floor
- **TIRES** - ST205/75R15 Radial
- **TONGUE** - 6" X 8.5 lb I-Beam with Pump Box

Popular Upgrades

- 3/16" Diamond Plate Fenders, Super Heavy Duty
- 24" / 32" / 44" Tall Sides
- Board Brackets with Raised Front



MDT

Medium Duty Telescopic Dump Trailer

Standard Features

- **AVAILABLE SIZES** - 10' x 77", 12' x 77"
- **GVWR** - 9,890 lb
- **AXLES** - 2 - 6,000 lb Super Lube, Electric Brakes, Drop, Spring
- **BATTERY/CHARGER** - Group 27 Series Deep Cycle Battery with 110V 5amp Charger
- **COUPLER** - 2-5/16" 21,000 lb Demco EZ-Latch Adjustable
- **CROSS-MEMBERS** - 3" I-Beam on 16" Centers
- **FENDERS** - 14 ga Teardrop, Diamond Plate
- **FRAME** - Main Frame: 6" I-Beam
Dump Body: 3" x 2" Rectangle Tube
- **HYDRAULIC SYSTEMS** - 3 Stage Telescopic Cylinder
* Includes Power Up / Gravity Down Power Unit
- **JACK** - 7,000 lb Drop-Leg
- **SIDES** - 12 Ga x 18", Integral with Floor
- **TIRES** - ST225/75R15 Radial
- **TONGUE** - 6" X 8.5 lb I-Beam, with Pump Box

Popular Upgrades

- 10 Ga Dump Body Upgrade
- Board Brackets with Raised Front
- ST235/80R16 Radial Tires



LPD

Heavy Duty Low Profile Dump Trailer

Standard Features

- **AVAILABLE SIZES** - 12'x 82", 14'x 82", 16'x 82", 18'x 82", 20'x 82"
- **GVWR** - 14,900 - 24,000 lb
- **AXLES** - 2 - 7,000 lb Drop E-Z Lube, Self-Adjust Electric Brakes
- **BATTERY/CHARGER** - Group 27 Series Deep Cycle Battery with 110V 5amp Charger
- **COUPLER** - 2-5/16" 15,000 lb Adjustable Cast
- **CROSS-MEMBERS** - 3" I-Beam on 16" Centers
- **FENDERS** - 14 ga Teardrop, Diamond Plate
- **FRAME** - Main Frame: 8"x 10 lb I-Beam
Dump Body: 5"x 2" Rectangle Tube
- **HYDRAULIC SYSTEMS** - 6"x 15" Scissor Lift Power Up, Power Down Electric Power Unit
- **JACK** - 7,000 lb Drop-Leg
- **SIDES** - 10 ga x 24", Integral with Floor
- **TIRES** - ST235/80R16 Radial
- **TONGUE** - 8"x 10 lb I-Beam, with Pump Box

Popular Upgrades

- 24,000 lb / 18,000 lb / 20,000 lb GVWR Package
- 7Ga Dump Body Upgrade
- 12,000 lb Hydraulic Jack



Gooseneck Pkg Avail.



LPT

Heavy Duty Low Profile Telescopic Dump Trailer

Standard Features

- **AVAILABLE SIZES** - 12'x 82", 14'x 82", 16'x 82"
- **GVWR** - 14,900 - 24,000 lb
- **AXLES** - 2 - 7,000 lb Drop Super Lube, Self-Adjust Electric Brakes
- **BATTERY/CHARGER** - Group 27 Series Deep Cycle Battery with 110V 5amp Charger
- **COUPLER** - 2-5/16" 15,000 lb Adjustable Cast
- **CROSS-MEMBERS** - 3" I-Beam on 16" Centers
- **FENDERS** - 14 ga Teardrop, Diamond Plate
- **FRAME** - Main Frame: 8"x 15 lb I-Beam
Dump Body: 5"x 2" Rectangle Tube
- **HYDRAULIC SYSTEMS** - 3 Stage Telescopic Cylinder (Includes Power Up/Gravity Down Power Unit)
- **JACK** - 7,000 lb Drop-Leg
- **SIDES** - 10 ga x 24", Integral with Floor
- **TIRES** - ST235/80R16 Radial
- **TONGUE** - 8"x 15 lb I-Beam, with Pump Box

Popular Upgrades

- Gooseneck Package
- 12,000 lb Hydraulic Jack
- 7 ga Dump Body Upgrade



Gooseneck Pkg Avail.



DOD

Deck-Over Dump Trailer

Standard Features

- **AVAILABLE SIZES** - 12'x 96", 14'x 96", 16'x 96"
- **GVWR** - 14,900 - 24,000 lb
- **AXLES** - 2 - 7,000 lb Drop Super Lube, Self-Adjust Electric Brakes
- **BATTERY/CHARGER** - Group 27 Series Deep Cycle Battery with 110V 5amp Charger
- **COUPLER** - 2-5/16" 15,000 lb Adjustable Cast
- **CROSS-MEMBERS** - 3" I-Beam on 16" Centers
- **FRAME** - Main Frame: 8"x 10 lb I-Beam
Dump Body: 6" Channel
- **HYDRAULIC SYSTEMS** - 6"x 15" Scissor Lift Power Up, Power Down Electric Power Unit
- **JACK** - 7,000 lb Drop-Leg
- **SIDES** - 10 ga x 18", Fold-Down
- **TIRES** - ST235/80R16 Radial
- **TONGUE** - 8"x 10 lb I-Beam, with Pump Box

Popular Upgrades

- 24,000 lb / 18,000 lb / 20,000 lb GVWR Package
- Wireless Bed Control
- Board Brackets with Raised Front



Gooseneck Pkg Avail.



Dump Trailer Models, cont.



WDT

Workhorse Dual Tandem Gooseneck Dump

Standard Features

- **AVAILABLE SIZES** - 14' x 96", 16' x 96", 18' x 96", 20' x 96"
- **GVWR** - 25,000 - 30,000 lb
- **AXLES** - 2 - 10,000 lb General Duty, Oil Bath
- **BATTERY/CHARGER** - Group 27 Series Deep Cycle Battery with 110V Sump Charger
- **COUPLER** - 30,000 lb Bulldog BX1
- **CROSS-MEMBERS** - 3" Channel on 16" Centers
- **FRAME** - Main Frame: 16" Engineered Beam Frame
Dump Body - 6" Channel
- **GATE** - Double Doors
- **HYDRAULIC SYSTEMS** - 6" x 20" Scissor Lift (14' & 16')
6" x 28" Scissor Lift (18' & 20') Power Up/Down Electric Power Unit
- **JACK** - 2 - 12,000 lb Drop-Leg
- **NECK** - 12" Engineered Neck with Pump Box
- **SIDES** - 10 ga x 44"
- **TIRES** - ST235/80R16 Radial, Dually

Popular Upgrades

- 25,900/30,000 lb GVWR Package
- 13 HP Gas-Powered Option
- Dual 12,000 lb Hydraulic Jacks

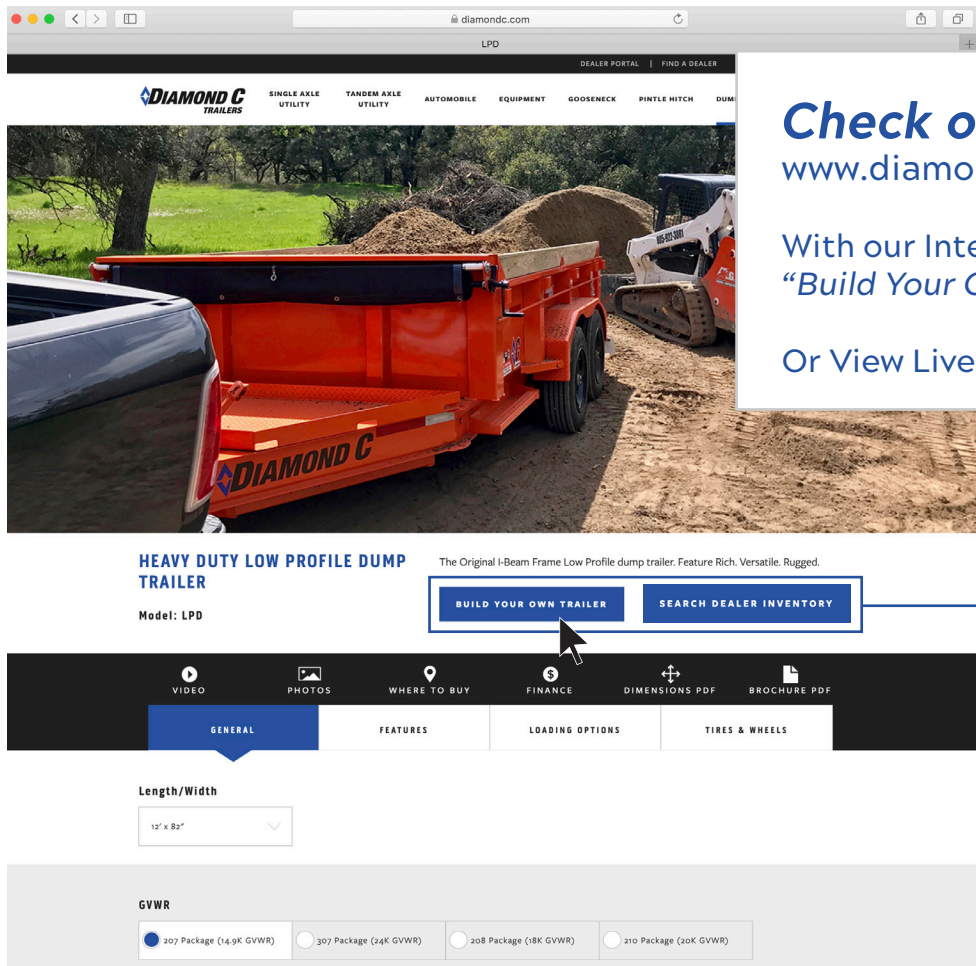


Model: WDT

ENGINEERING

TECHNOLOGY

D BEAM LOGY



The screenshot shows a web browser displaying the Diamond C website. The URL is diamondc.com. The page features a large image of an orange Diamond C LPD trailer. Below the image, the text reads "HEAVY DUTY LOW PROFILE DUMP TRAILER" and "Model: LPD". To the right of the image, a description states: "The Original I-Beam Frame Low Profile dump trailer. Feature Rich. Versatile. Rugged." Below this description are two buttons: "BUILD YOUR OWN TRAILER" and "SEARCH DEALER INVENTORY". A blue line connects the "BUILD YOUR OWN TRAILER" button to a text box on the right. The text box contains the following text: "Check out www.diamondc.com With our Interactive 'Build Your Own Trailer' Feature Or View Live Dealer Inventory". Below the buttons is a navigation bar with tabs: VIDEO, PHOTOS, WHERE TO BUY, FINANCE, DIMENSIONS PDF, and BROCHURE PDF. The "FINANCE" tab is selected. Below the navigation bar is a section for "Length/Width" with a dropdown menu showing "12' x 82" and a "V" icon. Below this is a section for "GVWR" with four radio button options: 207 Package (14.9K GVWR), 307 Package (24K GVWR), 308 Package (18K GVWR), and 310 Package (20K GVWR). The "207 Package (14.9K GVWR)" option is selected.

Check out
www.diamondc.com

With our Interactive
"Build Your Own Trailer" Feature

Or View Live Dealer Inventory

HEAVY DUTY LOW PROFILE DUMP TRAILER
Model: LPD

The Original I-Beam Frame Low Profile dump trailer. Feature Rich. Versatile. Rugged.

BUILD YOUR OWN TRAILER **SEARCH DEALER INVENTORY**

VIDEO PHOTOS WHERE TO BUY **FINANCE** DIMENSIONS PDF BROCHURE PDF

GENERAL FEATURES LOADING OPTIONS TIRES & WHEELS

Length/Width
12' x 82"

GVWR

☒ 207 Package (14.9K GVWR) ☐ 307 Package (24K GVWR) ☐ 308 Package (18K GVWR) ☐ 310 Package (20K GVWR)





SEE THE DIFFERENCE

BRODUMP v7.21

© Diamond C Trailer Mfg., Road Clipper Enterprises. All illustrations and specifications contained in this brochure are based on the latest product information available at the time of printing. Specifications, standard features, options, components, and colors are subject to change without notice. Some features may be subject to availability, delays, or discontinuance. Trailers shown with optional equipment. Please contact your authorized Diamond C dealer for specifics.

www.diamondc.com

