



FMAX312

TRIPLE DUAL WHEEL GOOSENECK

With up to a 40,000lb GVWR, 18" Engineered Beam frame, and 9,000lb curb weight, the FMAX312 is indisputably the king of the road.

30,000 lb GVWR

Available Sizes: 25' x 102", 28' x 102", 30' x 102"

32' x 102", 35' x 102", 38' x 102", 40' x 102", 44' x 102"

STANDARD FEATURES

LOADING STYLE: 12' Hydraulic Dovetail, Max Ramps, XDR Ramps, or Straight Deck

AXLES: 3 - 12,000 lb General Duty Electric Brake, Oil Bath

COUPLER: 30,000 lb Bulldog BX1

CROSS-MEMBERS: 3" I-Beam on 16" Centers with Formed Gussets

FRAME: 16" Engineered Beam 20' - 32' (Low Profile)
18" Engineered Beam 35' - 44' (Low Profile)

JACK: 2 - 12,000 lb Drop-Leg Jacks















NECK: 12" Engineered Neck

STAKE POCKETS: 2" x 3/8" Rub Rail with Stake Pockets and Pipe Spools

STORAGE: Diamond Plate Neck Box with Gas Shock Assisted Lid

SWAY CONTROL: Standard on 30' - 44' models

TIRES: ST235/80R16 Radial, Dually

		DM POWDER COAT COATING SYSTEM						
STANDARD COLORS								
	BLACK	WHITE	RED	CEMENT GRAY	METALLIC GRAY	METALLIC SILVER	METALLIC MOCHA	METALLIC BLUE
SPECIAL COLORS								
	COMMERCIAL YELLOW	TRACTOR GREEN	INDUSTRIAL ORANGE	LIME GREEN	DESERT TAN	CUSTOM COLOR		

AVAILABLE WHEELS



BLACK

POPULAR UPGRADES

40,000 lb GVWR Package

Electric-Over-Hydraulic Disc Brakes

Blackwood Floor

2 - 25,000 lb Two Speed Drop-Leg Jacks

7'x 8' Weld-On/Bolt-On Deck on the Neck

14" x 14" x 36" Under-Slung Box

Air Ride Suspension 

ST215/75R17.5 Radial Dually Tires